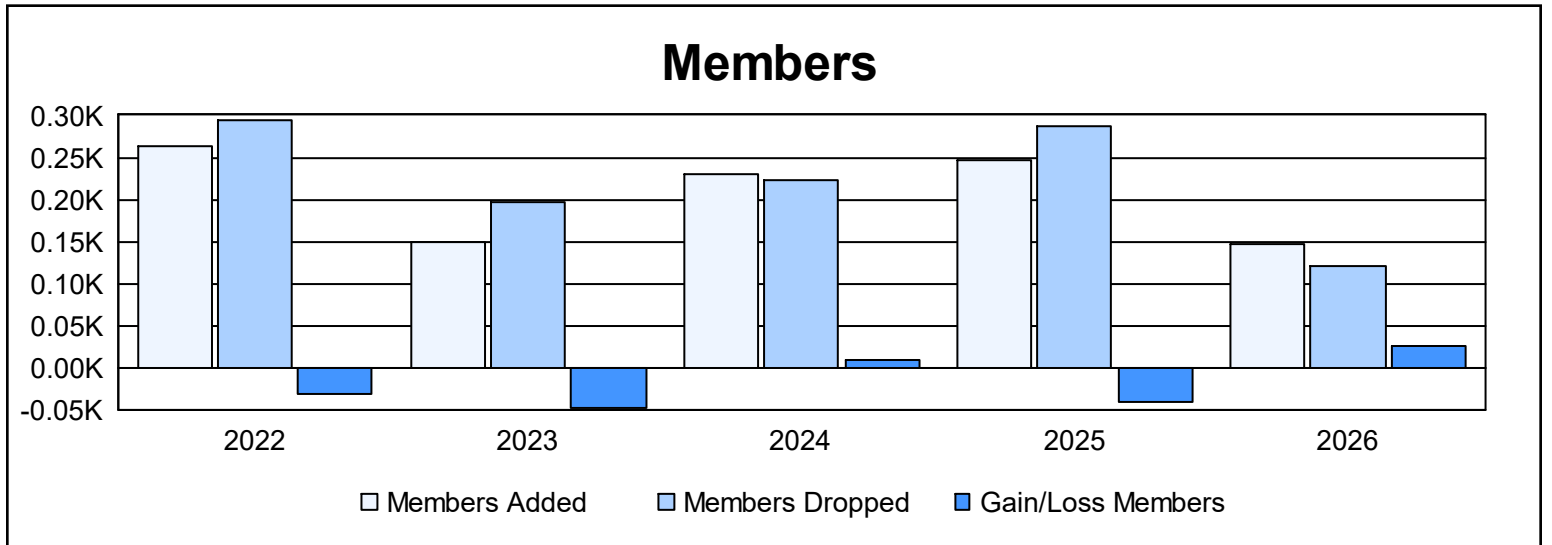
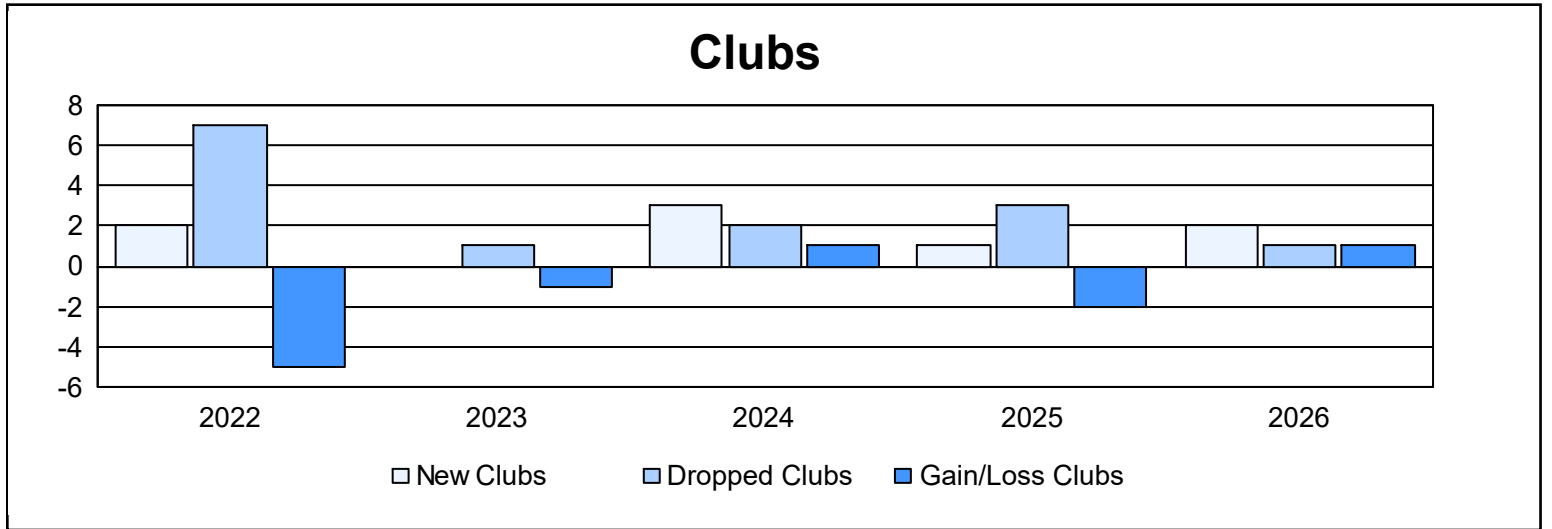
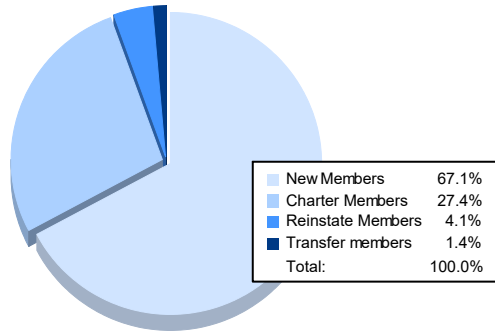


Year	New Clubs	Dropped Clubs	Gain/ Loss Clubs	New Members	Charter Members	Reinstate Members	Transfer Members	Total Member Added	Total Members Dropped	Gain/ Loss Members
2021-2022	2	7	-5	197	50	8	8	263	295	-32
2022-2023	0	1	-1	122	14	10	4	150	197	-47
2023-2024	3	2	1	136	76	8	11	231	222	9
2024-2025	1	3	-2	81	20	107	38	246	287	-41
2025-2026	2	1	1	98	40	6	2	146	120	26
<b>Average</b>	<b>2</b>	<b>3</b>	<b>-1</b>	<b>127</b>	<b>40</b>	<b>28</b>	<b>13</b>	<b>207</b>	<b>224</b>	<b>-17</b>



### Membership Composition April 2026 Cumulative



### Gender Composition April 2026 Cumulative

